

RE-REB-REM-REN

Explosion proof reducers and adaptors



Installation

Hazardous areas – Zone 1 / 2 (Gases) – Zone 21 / 22 (Dusts)

Classification

Group II – Category 2G 2D

Reference standards

Directive 2014/34/EU	
Execution	<ul style="list-style-type: none"> ⊕ II 2 G Ex db IIC Gb ⊕ II 2 G Ex eb IIC Gb ⊕ II 2 D Ex tb IIIC Db
Rules of compliance	EN/IEC 60079-0; EN/IEC 60079-1; EN/IEC 60079-7; EN/IEC 60079-31
EU type-examination certificate	INERIS 16 ATEX 0007X
Protection degree	IP66
Ambient temperature	-60 °C ÷ +130 °C
Other available certificates	IECEX: IECEX INE 16.0014X INMETRO: CEPTEL 13.2223U Russian marine certificate (RMRS): 19.02521.280 UL NEC-505: 20131101-E465038 CCC: 2022122313115041 CCOE-PESO: P531830 ECASEx: 23-06-22481/Q23-06-048569/NB0002

Applications

Explosion proof reducer and adaptors are used to connect various equipment: enclosures, lighting fixtures, junction and pulling boxes ect. of different diameters and threads

On Request Accessories

- Different threads from standard
- Different materials from standard
- Silicon Rubber Gaskets

Mechanical characteristics

Reducers materials	Galvanized steel (AZ)
Adaptors materials	OT-58 marine brass (OT) – nichel plated brass (ON) – AISI-316L stainless steel (IX) – galvanized steel (AZ)
Finishes	Full nickel plating threatment (brass material only)
Gasket	Silicon rubber EPDM / NYLON

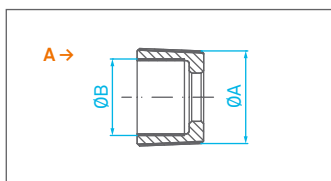


Reducers – Technical Features

Ring reducers – RE				Reducers bushing – REB				Reducers coupling – REM				Reducers nipple – REN			
Type	ØA Male	ØB Female	Det.	Type	ØA Male	ØB Female	Det.	Type	ØA Female	ØA Female	Det.	Type	ØA Male	ØA Male	Det.
RE21	3/4"	1/2"	A	REB21	1/2"	3/4"	B	REM21	3/4"	1/2"	C	REN21	3/4"	1/2"	D
RE31	1"	1/2"	A	REB31	1/2"	1"	B	REM31	1"	1/2"	C	REN31	1"	1/2"	D
RE32	1"	3/4"	A	REB32	3/4"	1"	B	REM32	1"	3/4"	C	REN32	1"	3/4"	D
RE41	1-1/4"	1/2"	A	REB41	1/2"	1-1/4"	B	REM41	1-1/4"	1/2"	C	REN41	1-1/4"	1/2"	D
RE42	1-1/4"	3/4"	A	REB42	3/4"	1-1/4"	B	REM42	1-1/4"	3/4"	C	REN42	1-1/4"	3/4"	D
RE43	1-1/4"	1"	A	REB43	1"	1-1/4"	B	REM43	1-1/4"	1"	C	REN43	1-1/4"	1"	D
RE51	1-1/2"	1/2"	A	REB51	1/2"	1-1/2"	B	REM51	1-1/2"	1/2"	C	REN51	1-1/2"	1/2"	D
RE52	1-1/2"	3/4"	A	REB52	3/4"	1-1/2"	B	REM52	1-1/2"	3/4"	C	REN52	1-1/2"	3/4"	D
RE53	1-1/2"	1"	A	REB53	1"	1-1/2"	B	REM53	1-1/2"	1"	C	REN53	1-1/2"	1"	D
RE54	1-1/2"	1-1/4"	A	REB54	1-1/4"	1-1/2"	B	REM54	1-1/2"	1-1/4"	C	REN54	1-1/2"	1-1/4"	D
RE61	2"	1/2"	A	REB61	1/2"	2"	B	REM61	2"	1/2"	C	REN61	2"	1/2"	D
RE62	2"	3/4"	A	REB62	3/4"	2"	B	REM62	2"	3/4"	C	REN62	2"	3/4"	D
RE63	2"	1"	A	REB63	1"	2"	B	REM63	2"	1"	C	REN63	2"	1"	D
RE64	2"	1-1/4"	A	REB64	1-1/4"	2"	B	REM64	2"	1-1/4"	C	REN64	2"	1-1/4"	D
RE65	2"	1-1/2"	A	REB65	1-1/2"	2"	B	REM65	2"	1-1/2"	C	REN65	2"	1-1/2"	D
RE71	2-1/2"	1/2"	A	REB71	1/2"	2-1/2"	B	REM71	2-1/2"	1/2"	C	REN71	2-1/2"	1/2"	D
RE72	2-1/2"	3/4"	A	REB72	3/4"	2-1/2"	B	REM72	2-1/2"	3/4"	C	REN72	2-1/2"	3/4"	D
RE73	2-1/2"	1"	A	REB73	1"	2-1/2"	B	REM73	2-1/2"	1"	C	REN73	2-1/2"	1"	D
RE74	2-1/2"	1-1/4"	A	REB74	1-1/4"	2-1/2"	B	REM74	2-1/2"	1-1/4"	C	REN74	2-1/2"	1-1/4"	D
RE75	2-1/2"	1-1/2"	A	REB75	1-1/2"	2-1/2"	B	REM75	2-1/2"	1-1/2"	C	REN75	2-1/2"	1-1/2"	D
RE76	2-1/2"	2"	A	REB76	2"	2-1/2"	B	REM76	2-1/2"	2"	C	REN76	2-1/2"	2"	D
RE81	3"	1/2"	A	REB81	1/2"	3"	B	REM81	3"	1/2"	C	REN81	3"	1/2"	D
RE82	3"	3/4"	A	REB82	3/4"	3"	B	REM82	3"	3/4"	C	REN82	3"	3/4"	D
RE83	3"	1"	A	REB83	1"	3"	B	REM83	3"	1"	C	REN83	3"	1"	D
RE84	3"	1-1/4"	A	REB84	1-1/4"	3"	B	REM84	3"	1-1/4"	C	REN84	3"	1-1/4"	D
RE85	3"	1-1/2"	A	REB85	1-1/2"	3"	B	REM85	3"	1-1/2"	C	REN85	3"	1-1/2"	D
RE86	3"	2"	A	REB86	2"	3"	B	REM86	3"	2"	C	REN86	3"	2"	D
RE87	3"	2-1/2"	A	REB87	2-1/2"	3"	B	REM87	3"	2-1/2"	C	REN87	3"	2-1/2"	D

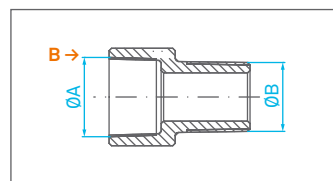
New available sizes on demand: 3-1/2" – 4" – 5" – 6"

RE



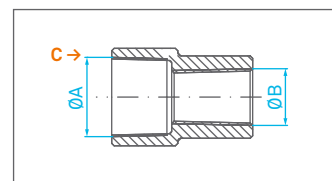
ØA male larger dia.
ØB female smaller dia.

REB



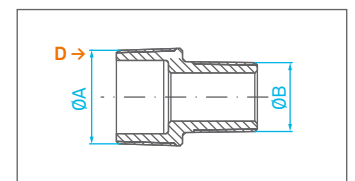
ØA female larger dia.
ØB male smaller dia.

REM



ØA female larger dia.
ØB female smaller dia.

REN



ØA male larger dia.
ØB male smaller dia.

Identification adaptors selection table

Size larger diameter: 02 / 03 / 04 / 05 / 06 / 06 / 07 / 08	Size smaller diameter: 01 / 02 / 03 / 04 / 05 / 06 / 06 / 07
Larger dia. Type of thread: R-Rc (EN 10226-2), P (PG), N (NPT), G (ISO 228), M (ISO-metric)	Smaller dia. Type of thread: R-Rc (EN 10226-2), P (PG), N (NPT), G (ISO 228), M (ISO-metric)
Material: IX (stainless steel), ON (nikel plated brass), OT (marine brass)	

	Type	Size larger diameter	Thread	Size smaller diameter	Thread	Material
Example 1	RE	02	R-Rc	01	G	ON
Example 2	REB	03	N	-	M40	IX

Example 1: RE02K01GON= Reducer type re male 3/4" 6125 – female 1/2" ISO228 nikel plated brass

Example 2: REB03NM40IX= Reducer type reb male 1"NPT – female M40 stainless steel